

Name \_\_\_\_\_


## vegetables

### 1 Matching

Draw a line to match the sentence with the picture.

a.

- ☐ I like corn. \_\_\_\_\_
- ☐ Let's have green pepper. \_\_\_\_\_
- ☐ I like carrots. \_\_\_\_\_
- ☐ Let's have broccoli. \_\_\_\_\_



### 2 Conversation Practice

a. I like ... b. Me too.


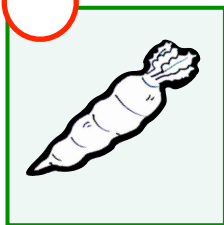
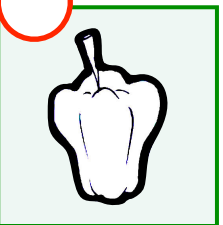

Let's have ... That's a good idea.

b.

Me too.

That's a good idea.

2. Match the pictures to the sentence. Fill in matching numbers.

<input type="radio"/>		<input type="radio"/>		<input type="radio"/>		<input type="radio"/>	
A: <input type="checkbox"/>	B: <input type="checkbox"/>	A: <input type="checkbox"/>	B: <input type="checkbox"/>	A: <input type="checkbox"/>	B: <input type="checkbox"/>	A: <input type="checkbox"/>	B: <input type="checkbox"/>

### 3 Pair Practice



3. In pairs, practice the conversations and tick the boxes.

student A ticks the A: box and student B ticks the B: box

### 4 Writing Practice

Trace and number the vegetables from activity #1.

<input type="radio"/>	I like corn.
<input type="radio"/>	Let's have green pepper.
<input type="radio"/>	I like carrots.
<input type="radio"/>	Let's have broccoli.

