

Asking for directions

★ 1 Matching and Pair Practice

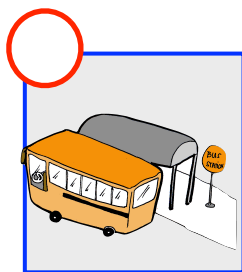
1. Match the conversation on the left with the conversation on the right.

A:

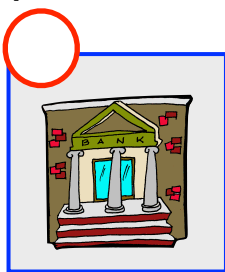
B:

- | | | |
|---------------------------------------|-------|----------------------------|
| 1. Excuse me. I'm looking for an ATM. | _____ | a. I see it, thank you. |
| 2. There is one in the mall. | _____ | b. It's one block further. |
| 3. Excuse me. Where is the bus stop? | _____ | c. There's one over there. |
| 4. It's next to the bank. | _____ | d. Great, thanks so much. |

2. Match the pictures to the dialogue. Fill in matching numbers.



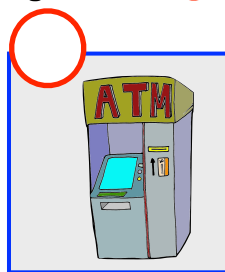
A: ☐ B: ☐



A: ☐ B: ☐



A: ☐ B: ☐



A: ☐ B: ☐



3. In pairs, practice the conversations and tick the boxes.

student A ticks the A: box and student B ticks the B: box


A:

B:


- | | | |
|---|-------|------------------------------|
| 1. Sorry, I can't find the hospital. | _____ | a. That is very kind of you. |
| 2. Is the police station close by. | _____ | b. I appreciate your help. |
| 3. I will take you there. | _____ | c. Yes, it is. |
| 4. Keep going on this street. It will be on the left. | _____ | d. It's very close to here. |




A: ☐ B: ☐




A: ☐ B: ☐



A: ☐ B: ☐

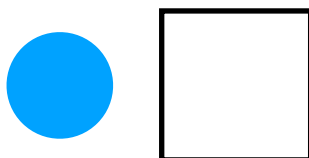


A: ☐ B: ☐

**Where is the circle?***Fill in the missing word.***in****next to****on the left the****near****close by****on**


1.

The circle is _____ the box.




2.

The circle is _____.



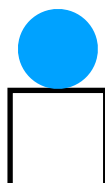
3.

The circle is _____.




4.

The circle is _____.



5.

The circle is _____.



6.

The circle is _____.

**In other words***Match the phrases with the same meaning.*

1. How do I get to the bank? _____
2. I'm from out of town. _____
3. How many blocks is that? _____
4. It's near the _____
5. That's okay. I've got it. _____
6. You can't miss it. _____
7. Do you want me to repeat that? _____

- a. Do you understand?
- b. It's by the
- c. It's easy to find.
- d. I don't live here.
- e. Where is the bank?
- f. How far is that?
- g. Yes, I understand.



**4 Role Play Practice the conversation**

Jim: Excuse me. **Can you tell me how to get to the post office?**

First Man: No, I'm sorry. I don't know. I'm from out of town.

(a minute later)

Jim: Excuse me. **Do you know where the post office is?**

Second Man: **Sure.** It's **not far from here.** **Walk straight ahead until you get to Main street.** Then...

Jim: Sorry ... **How many blocks is that?**

Second Man: It's **about two or three blocks.** It's **the first traffic light you will see.** When you get to Main Street, turn right and walk one block to Pacific. Then **turn left** and go about half a block.


Jim: Which side of the street is it on?

Second Man: It will be **on the right side.** It's in the **middle of the block,** **next to** an ice cream shop. **You can't miss it. Do you want me to repeat that?**

Jim: No. that's okay. **I've got it.** Thanks a lot. *Second Man:* You're welcome.

**5 Draw a map based on the above conversation**

Practice the above conversation again, but use the map.



answers for activities

activity 1 1. c \ 2. d \ 3. b \ 4. a | 1. d \ 2. c \ 3. a \ 4. b

activity 3 1. e \ 2. d \ 3. f \ 4. b \ 5. g \ 6. c \ 7. a

activity 2 1. close by \ 2. on the left of \ 3. in \ 4. next to \ 5. on \ 6. near