

1 ► **Matching and Pair Practice**

1. Match the conversation on the left with the conversation on the right.


A:

1. I'm looking for the bus stop.	e
2. It's cold today.	
3. What are you doing?	
4. Would you like some?	
5. Here is your cupcake.	

B:

a. Yes, please.
b. But, I ordered a pie.
c. I know! I'm freezing!
d. I'm fixing my bicycle.
e. Sorry, I'm not sure where it is.

2. Match the pictures to the dialogue. Fill in matching numbers.




A:

1. What a lovely evening.	
2. Goodbye.	
3. Ladies first.	
4. Please fill it up.	
5. This is delicious.	

B:






a. Be safe.
b. It sure is.
c. I'm glad you like it.
d. You're such a gentleman.
e. You got it.



2 ► Where is the _____?

Fill in the words that match the pictures.

hand soap oven mitt broom drill watering can hammer

1. 	2. 	3. 
I'm looking for the _____.	I'm looking for the _____.	I'm looking for the _____.
4. 	5. 	6. 
I'm looking for the _____.	I'm looking for the _____.	I'm looking for the _____.

3 ► Matching

Match the sentences below with the answers in the pink box.

- I'm looking for the bus stop. _____
- It's cold today. _____
- What are you doing? _____
- Would you like some? _____
- What a lovely evening. _____
- This is delicious. _____

- a. Be sure to wear a hat.
b. No, thank you. I just ate.
c. Perfect for a walk.

- d. It's down the street, under the tree.
e. I'm studying for a test.
f. Would you like the recipe?

answers for activities

activity 1 1. e / 2. c / 3. d / 4. a / 5. b / 1. b / 2. a / 3. d / 4. e / 5. c

activity 2 1. watering can 2. hammer 3. drill 4. broom 5. hand soap 6. oven mitt

activity 3 1. d / 2. a / 3. e / 4. b / 5. c / 6. f

